




# The Joy of Accomplishment

*by* **STANLEY**



## The Joy of Accomplishment



Are you enjoying the fun of home handiwork? Do you know the satisfaction and relaxation of a hobby that turns idle hours into happy, productive pastime? Have you ever planed a rough piece of mahogany and had the joy of seeing the shavings curl up, revealing the beautiful grain of the wood, so attractive and smooth you just had to run your hand over it? Have you ever experienced the thrill of accomplishment that comes when you look at the fulfillment of your dreams and can say, "I made that?"

To the man who has discovered the joy of a creative hobby, these are experiences that add zest to living.

Home woodworking is an absorbing hobby that all can enjoy. Today, more and more men and boys are seeking the joy of accomplishment. The growing popularity of home handicraft is little short of amazing. An authentic source has made the statement that 750,000 persons are engaged in this absorbing hobby. The formation of home workshop clubs in hundreds of localities, has brought together men with a common interest in handicraft. Here they can exchange ideas, tell each other of their accomplishments and help beginners with advice born of experience. Hunt up one of these clubs. You may be sure they will welcome you, for there are no men more genial and free-hearted than these homecrafters.



In their home workshops many professional and business men find much needed diversion from their everyday problems. Here they give expression to creative impulses. Who knows but what some products of their handiwork will be cherished possessions in years to come. In many cases fathers and sons have become closer comrades by sharing in the same handicraft hobby.



Most boys take to woodworking as ducks take to water. Have you ever watched a boy, or a group of boys, fascinated and absorbed in making a bird house, boat, airplane, table, or what not? Their eagerness and enthusiasm are a joy to see — no thoughts of devilry

there. No matter if the finished results are mediocre, the wood and work are doing something for them—teaching them the use of their hands, developing creative ability, teaching patience, and giving them a keener appreciation of craftsmanship. And isn't a boy happy when he brings his work to mother? Encourage your boys in this wholesome avocation, for their lives will be richer and happier.



Handicraft is packed with romance and tradition. There is a special kind of delight in making the sturdy colonial furniture in the same way as did the early settlers. The craftsmanship of Chippendale, Hepplewhite, Duncan Phyfe, and other masters, takes on new meaning as you strive to reproduce their work. Every kind of wood that you use has a charm and story of its own, and the tools that you use have a history which extends back to the crude implements used many generations ago.



There are unlimited, interesting possibilities in handicraft work. It may be that wood carving, reproducing of antiques, making of model boats, toys, puzzles or furniture for the home will catch your fancy. No matter if you make one, or many kinds of things, every article you make is a new and complete diversion. Into it will go your thought and your individuality, all of which helps to identify that article as distinctly yours. In detail, it will be unlike anything else, for it is rare that two pieces of hand work are ever exactly alike.

Have you been saying that some day you would have a hobby? Have you dreamed of a day when you could look upon a piece of work, finished with a craftsman's touch and say, "I designed and made that?" Why delay longer? Clean out a space in your attic, garage, or basement, get a few tools and give expression to that urge.

Begin in a small way. Each new experience and success will inspire your ambition to carry on to a greater degree of accomplishment. Your appreciation of your hobby will grow in proportion to your effort. Your workshop will become a playground in which you will find relief from a strained business day. You will catch yourself whistling as you work, and your life will take on a new joy — the joy of accomplishment.



# Selecting Tools for a Home Workshop



When you start a home workshop you are naturally in some doubt as to the first tools to buy. To help you make a proper selection, we have compiled a list of tools needed for woodworking.

The expense of procuring the tools listed should not be discouraging if you begin with the minimum set which we have listed as Primary Tools. The other tools may be added as the need presents itself.

A work bench can be bought or made at home. If you decide to make your bench, the "Book of 16 Plans" will give you all necessary details. On the

back page you will find complete information about Stanley Plans that are available.

Be sure you get good tools. We cannot emphasize this too strongly. The long life of a quality tool makes it decidedly more economical. A tool that is designed and made right will give you confidence as you use it. Manufacturers put their name on quality tools and make every effort to guard against defects in material and workmanship. This assurance of quality is well worth the small difference in price. Good tools, like good friends, wear well. You will take pride in their possession.

Select your tools carefully, and gradually add to your set as required.

On the list of tools below, we have starred (\*) a few of the common tools we recommend for persons who live in an apartment and who want just a few tools for handy repairs, such as putting up cup hooks, curtain rods, etc.

These tools should be a part of every home. Keep them handy and you'll be surprised how often you will find a need for them. You will wonder how you ever got along without them.



## Primary Tools

<i>Stanley No.</i>	<i>Stanley No.</i>
*1 Nail Hammer 13 oz..... 52	1 Rule 2' folding..... 61
1 Combination Square 12"..... 21	*1 Rule 6' Pull-Push..... 6386
*1 Screw Driver 4" blade..... 20	or
1 Marking Gauge ..... 65	1 Rule 6' Zig-Zag..... 06
1 Jack Plane 14"..... 5	1 Hand cut off Saw 26"—10 pt. ...
or	1 Hand rip Saw 28"—5 pt.....
*1 Junior Jack Plane 11½"..... 5¼	or 22" or 24" may be desired ..
1 set (13 pcs.) Auger Bits ¼" to 1"	1 Hand Back Saw 12"—14 pt... ..
1 Ratchet Brace 8" sweep..... 923	1 Sloyd Knife ..... ..
or 10" sweep..... 923	1 Block Plane 6"..... 118
1 set (6 pcs.) Pocket Chisels, sizes	1 Auger Bit Gauge..... 49
¼", ½", ¾", 1", 1¼", 1½" .. 110	*1 Screw Driver 6" small blade... 55
1 Combination Oil Stone fine and	*1 Hand Drill ¼" chuck..... 1617
coarse 8" x 2" x 1"..... ..	*1 pr. Combination Pliers 6".... ..
1 Oiler..... ..	Work bench, equipped with
1 each Nail Set ⅝" tip..... 11¾	woodworking vise, practical
1 each Nail Set ⅜" tip..... 11¾	sizes:
*1 Brad Awl 1½" blade..... 17	60" long x 24" wide x 32" high ..
	52" long x 22" wide x 32" high ....
	42" long x 22" wide x 32" high ..

## Tools To Be Added As Needed

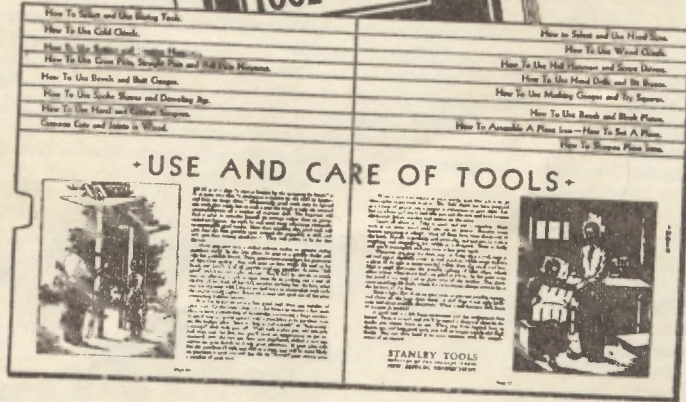
Stanley No.	Stanley No.
1 Coping Saw, extra saw blades . . .	1 Saw Set . . . . . 42
1 Screw Driver, small 3" blade 121	1 Compass Saw 14" . . . . .
1 Screw Driver, large 6" blade 20	1 pr. Tinner's Snips 10" . . . . .
1 pr. Dividers 8" . . . . .	1 Metal working Vise 4" Jaws . . . . .
1 Smooth Plane 9" No. 4 or 8" No. 3	1 Pipe Wrench Stillson type 14" . . . . .
1 Steel Square 24" x 16" . . . . . 100	1 Monkey Wrench 8" . . . . .
1 T Bevel 8" blade . . . . . 18	1 Open end Wrench 8" . . . . .
1 Cabinet Scraper . . . . . 80	1 Glue Pot and glue brush . . . . .
1 Burnisher . . . . . 185	1 Putty Knife . . . . .
1 Half Round Cabinet Rasp 10" . . . . .	1 Scratch Awl . . . . . 6
1 Half Round Cabinet File 10" . . . . .	1 Spoke Shave . . . . . 151
1 Smooth Mill File 10" . . . . .	1 Spoke Shave convex bottom . . . . . 63
1 Auger Bit File . . . . .	1 Electric Grinder 7" x 1" wheels for plane irons and chisels and general grinding, 110 A.C. 60 cycles . . . . . 677
1 Slim, Taper saw File 8" . . . . .	or Hand Grinder . . . . .
1 Round Bastard File 10" . . . . .	1 pr. Trammel Points . . . . . 4
1 Flat Bastard File 10" . . . . .	1 Soldering Iron, electric . . . . . 340
6 File Handles for above . . . . .	1 Caliper Rule 1 ft. . . . . 36½
1 Wire Filecard . . . . .	1 Cold Chisel ¾" . . . . . 99
1 Expansive Bit, large size, capacity ¾" to 3" with extra cutter . . . . .	1 Mortise Gauge . . . . . 98
1 each Bit Stock Drill with square shank, 1/8", 3/16", 1/4", 5/16", 3/8", 1/2", 5/8", 3/4", 7/8", 1", 1 1/8", 1 1/4", 1 1/2", 1 3/4", 2", 2 1/4", 2 1/2", 3", 3 1/2", 4", 5", 6", 8", 10", 12", 14", 16", 18", 20", 24", 28", 32", 36", 40", 44", 48", 52", 56", 60", 64", 68", 72", 76", 80", 84", 88", 92", 96", 100"	1 Breast Drill . . . . . 741
1 each Straight Shank Carbon Drills for hand drill, 1/8", 5/16", 3/8", 7/16", 1/2", 5/8", 3/4", 7/8", 1", 1 1/8", 1 1/4", 1 1/2", 1 3/4", 2", 2 1/4", 2 1/2", 3", 3 1/2", 4", 5", 6", 8", 10", 12", 14", 16", 18", 20", 24", 28", 32", 36", 40", 44", 48", 52", 56", 60", 64", 68", 72", 76", 80", 84", 88", 92", 96", 100"	1 Center Punch 5/16" tip . . . . . 10
1 Countersink ¾" (for Bit Brace) 139	2 Cornering Tools . . . . . 28-29
1 Countersink — Round Shank (for Hand Drills) . . . . . 137	1 Dowel Sharpener . . . . . 22
1 Mallet 3" face . . . . .	1 Hammer Ball Pein 12 oz. . . . . 309
1 Dowel Jig with 5 guides . . . . . 59	1 Hammer Upholsterers . . . . . 601
2 Screw Driver Bits 1/8", 3/16" . . . . . 26	1 Mitre Box with 26" saw . . . . . 2246
3 Gouges, outside bevel, 1/4", 1/2", 1" . . . . .	1 Hack Saw adj. and 6 12" blades . . . . .
1 Hand Axe 19" . . . . .	1 Dovetail Saw 6" blade . . . . .
1 Nail Hammer 7 oz. . . . . 53	1 Glass Cutter, 1 Bench Duster . . . . .
1 Nail Hammer 16 oz. . . . . 51½	2 C Clamps 4" and 2 C Clamps 8" . . . . .
1 Riveting Hammer 4 oz. . . . . 230	2 Adjust. Hand Screws 6" Jaws . . . . .
1 Level 24" . . . . . 257	2 Adjust. Hand Screws 8" Jaws . . . . .
1 Draw Knife 10" . . . . .	2 Adjust. Hand Screws 10" Jaws . . . . .
1 Rippling Bar 18" . . . . . 118	2—4 ft. and 2—6 ft. Bar Clamps . . . . .
1 Jointer Plane 22" . . . . . 7	
or Fore Plane 18" . . . . . 6	
1 Rabbet Plane . . . . . 78	
1 Router Plane . . . . . 71	
1 Scrub Plane . . . . . 40	
1 Combination Plane (55 cutters) 55	
or	
1 Combination Plane (23 cutters) 45	
1 Plumb Bob . . . . .	



Send for this catalog. It describes and illustrates over 1500 STANLEY TOOLS. In addition, it contains tables on weights and measures, and useful data on lumber.

# Stanley Tool Guide

25¢



## A Real Help For All Tool Users!

Here is a book that you will never lend, because you will be constantly referring to it. This Tool Guide or Manual contains thirty-two big pages (sizes 11" x 12") of information on how to use and how not to use all of the common woodworking tools as well as some metal working tools. Much of the information has never before been made available to the home-craftsmen. It is profusely illustrated, in fact there are more pictures than words. Opened to the center, it presents a visual index that eliminates hunting for the information you want.

After you get your copy we believe you will say it is the best twenty-five cent investment you ever made.

# Stanley Plans and Book

## Plan Book



16  
Complete  
Plans  
10¢

16  
complete plans

10¢

This thirty-two page book contains complete directions, bill of materials and drawings for making sixteen different items: work bench, folding breakfast unit, circus toy, lazy chair, end table, model airplane, Cape Cod cottage for birds, tool cabinets, sawhorse, magazine rack, window cornices, drop-leaf coffee table, boy's desk, airplane, sewing stand, and combination table cupboard.

No bigger value in a plan book or plans has yet been presented to the woodworking hobbyist. Get your copy and enjoy the fun of making things in your homeworkshop.

## "How to Work with Tools and Wood"



REVISED  
EDITION

\$1.00

Have you ever asked yourself, "How would a professional do this?" Here, then, is the book you have been looking for! It takes the mystery out of using tools, selecting materials, planning and finishing work. It opens the way to make useful projects, to repair furniture and do odd jobs around your home.

The book contains 188 pages of useful information and more than 150 illustrations and diagrams. A complete cross index makes it an instant reference book. The stiff board cover with colorful binding makes it an attractive and durably bound book.



Book and Magazine  
Stand (Set No. 8)



Picture Frame for  
Snapshots  
(Set No. 6)



Jewel Box  
(Set No. 9)



Recipe Shelf  
(Set No. 2)

**Now! STANLEY PLANS 10¢ PER SET**

(5 DIFFERENT PLANS IN EVERY SET)

- Set No. 1 — HANGING SHELVES — 10¢
- Set No. 2 — TABLE LAMPS — 10¢
- Set No. 3 — TRAYS — 10¢
- Set No. 4 — BEDSIDE AND SMALL TABLES — 10¢
- Set No. 5 — SMALL GIFT PROJECTS — 10¢
- Set No. 6 — SMALL GIFT PROJECTS — 10¢
- Set No. 7 — COLONIAL MIRRORS, FOOTSTOOL, TABLE, ETC. — 10¢
- Set No. 8 — SMOKING AND MAGAZINE STANDS — 10¢
- Set No. 9 — BOXES AND CHESTS — 10¢
- Set No. 10 — TABLES AND STANDS — 10¢
- Set No. 11 — WORKSHOP EQUIPMENT, LAWN CHAIR — 10¢
- Set No. 12 — SEWING STAND, WINDOW CORNICES, ETC. — 10¢
- Set No. 13 — COFFEE TABLE, BOOK SHELF, ETC. — 10¢
- Set No. 14 — BIRD HOUSES, GARDEN FURNITURE — 10¢
- Set No. 15 — SMALL COLONIAL FURNITURE — 10¢
- Set No. 16 — CHILDREN'S TOYS — 10¢
- Set No. 17 — FOLDING TABLES AND TRAYS — 10¢
- Set No. 18 — CARD TABLE, NESTS OF TABLES, ETC. — 10¢
- Set No. 19 — BEDSIDE CHEST, TOWEL RACK, CHILD'S ROCKER — 10¢


*Make Your Selection Now!*

**STANLEY TOOLS**  
EDUCATIONAL DEPARTMENT  
NEW BRITAIN, CONN.



Bird House  
(Set No. 14)

Tea Tray  
(Set No. 3)



Work Bench  
(Set No. 11)